

The background features a series of wavy, horizontal lines in shades of blue and teal. There are four solid lines and four dashed lines, all curving gently across the frame. The lines are layered, with some appearing in front of others, creating a sense of depth and movement.

Partner Webinar Series: Journey to Convergence

June 2024

Welcome

Today's hosts/speakers:

- Tracy Granlund, Program Manager
- Francesco Felicetta, Product Manager
- Jose Esquivel, Product Manager
- Echo Rantanen, Instructor Experience Manager
- Ben Jehring, Product Owner

Additional team members are helping answer questions in the Q&A

Agenda

- Digital Literacy offering
- Academy Orientation modules
- New functionality in May-July
- Convergence updates
- Learning Offerings & Decisions
 - Decisions to make
 - 10-month example
 - Class archiving
 - UI for CCNA 1
- Academy onboarding
- Roles at convergence
- Resources for instructors
- Q & A

Digital Literacy



Out with the Old, In with the New

Phasing Out the
GET CONNECTED course



Welcoming the New
DIGITAL LITERACY OFFERING



Digital Literacy Offering: A Huge Opportunity

In today's digital age, digital literacy is increasingly important for individuals to succeed in their personal and professional lives.

- According to the [*World Economic Forum \(WEF\)*](#), by 2030, 9 out of 10 jobs will require digital skills.
- Entry-level digital skills, meaning basic functional skills required to make basic use of digital devices and online applications, are widely considered a critical component of a new set of literacy skills in the digital era, with traditional reading, writing, and numeracy skills. [*Source Unesco: Digital skills critical for jobs and social inclusion*](#)
- According to the [*ITU*](#), when girls and women are connected and have digital skills, this leads to a positive impact not only for individual women and their families but society as well.

Digital Literacy NetAcad Offering: Goal



“Empower youth and adults with the knowledge to help bridge the digital divide and ensure that everyone has access to the opportunities and benefits the digital world has to offer, while having an awareness of potential risks and how to mitigate them.”

Digital Literacy Offering: What

Our Digital Literacy learning collection, will offer a comprehensive and *engaging* approach to gain the knowledge and confidence individuals need to navigate the digital world effectively, efficiently, and responsibly

It will include 4 modular courses to help learners to customize their learning experience based on their individual needs and goals:

1) **Digital Awareness (~6 hours)**

- Learn fundamentals of using digital technologies, their impact on society and work, and how to manage a digital identity.

2) **Using Computer and Mobile Devices (~6 hours)**

- Learn basic skills on how to use computer and mobile devices (including some features, hardware, operating systems, and software) to access online services.

3) **Create Digital Content, Communicate and Collaborate Online (~6 hours)**

- Learn basic skills on how create documents, communicate, and collaborate using digital technologies.

4) **Digital Safety and Security Awareness (~6 hours)**

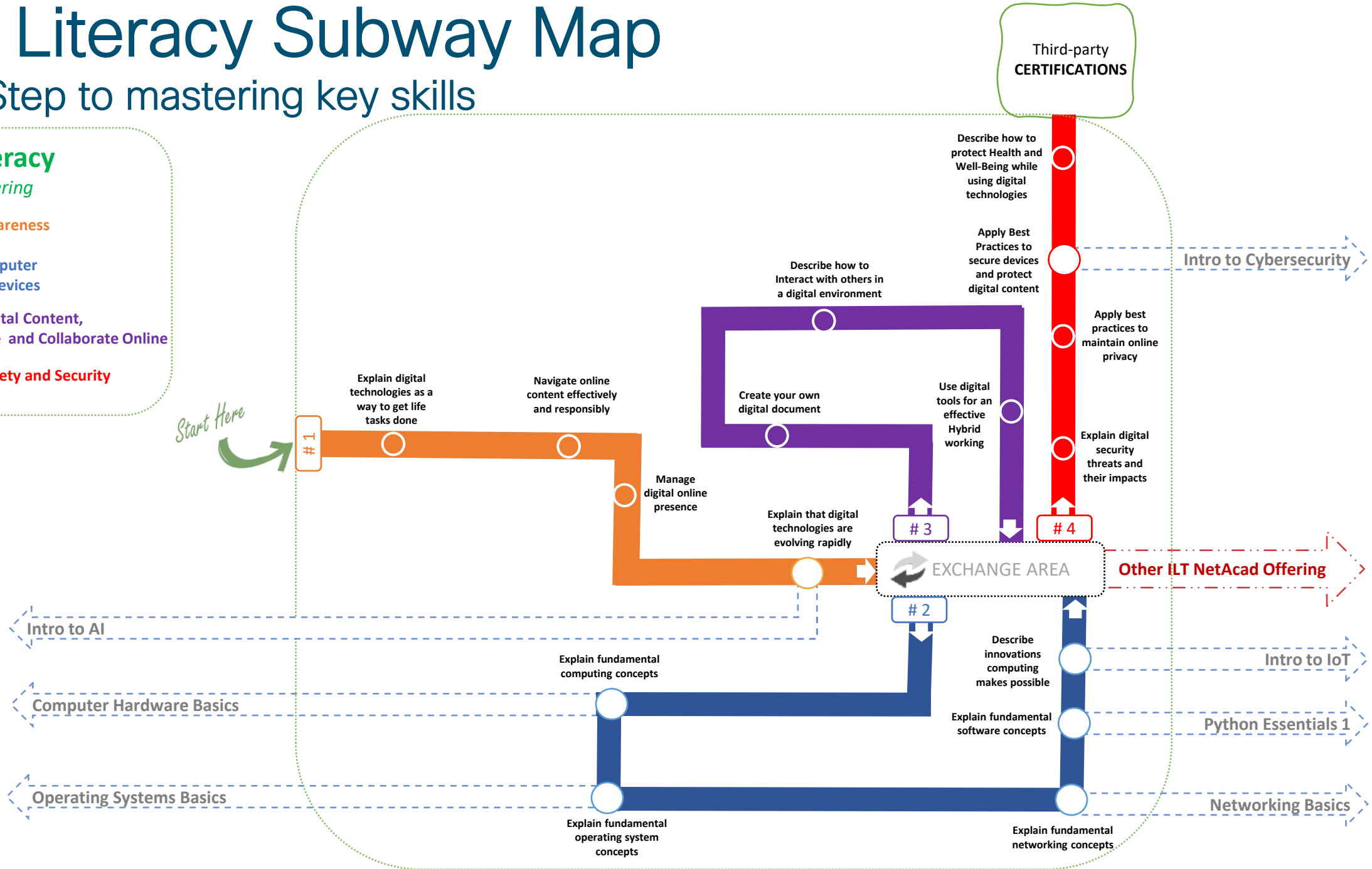
- Learn fundamentals of digital cyber threats, their potential consequences and how to improve your online security as well as how to protect your health and well-being while using digital technologies.

Digital Literacy Subway Map

The First Step to mastering key skills

Digital Literacy
NetAcad Offering

- #1 Digital Awareness
- #2 Using Computer and Mobile Devices
- #3 Create Digital Content, Communicate and Collaborate Online
- #4: Digital Safety and Security Awareness



Digital Literacy Offering: Key Features

- **Customizable:** Our Digital Literacy offering is modular, tailored to everyone's unique learning needs, and supplemented with guidance to other NetAcad entry-level courses where learners can further explore topics of interest
- **Interactive Learning Content:** We're planning to use a variety of interactive tools, such as widgets, drag and drop, quizzes, and simulations, to keep learners engaged and motivated.
- **Framework Alignment:** Learning Objectives inspired by the [Digital Competence \(DigComp\) Framework](#)

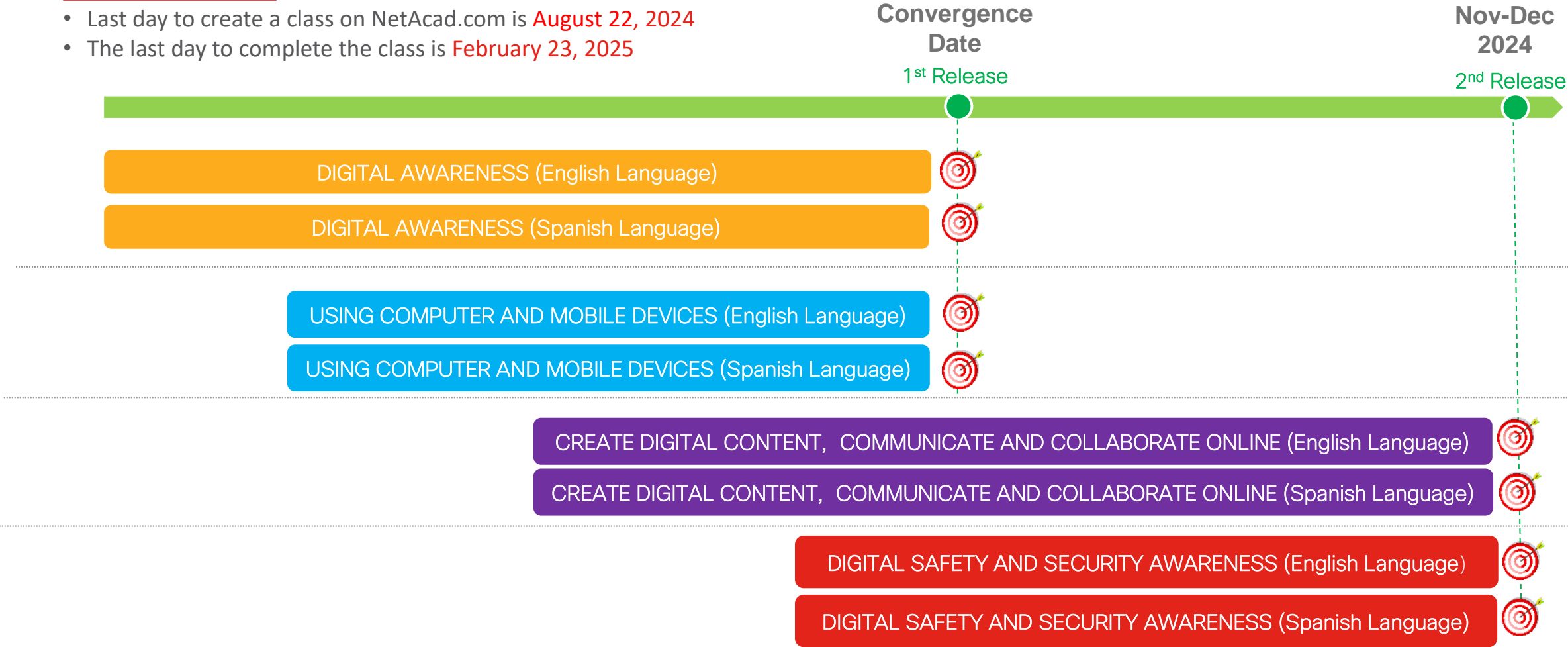


Digital Literacy Offer Release Plan

SUBJECT TO CHANGE

GET CONNECTED EoL

- Last day to create a class on NetAcad.com is **August 22, 2024**
- The last day to complete the class is **February 23, 2025**



Academy Orientation Modules



Current Academy Orientation Course

The screenshot shows the Cisco Networking Academy website interface. At the top, the Cisco logo and 'Networking Academy' are on the left, and navigation links for 'My NetAcad', 'Resources', 'Courses', 'Careers', and 'More' are in the center. On the right, there is a search icon, a user profile icon for 'Jose', and a notification bell. Below the navigation bar, a breadcrumb trail reads 'Home / I'm Learning / Academy Orientation 2023'. A dark sidebar on the left contains icons for 'Course Home', 'Courses', 'Messages', and 'Calendar'. The main content area features the title 'Academy Orientation 2023' and a 'Welcome to Academy Orientation' message. A central text prompt says 'Scroll down to find all of the content and resources for this course.' Below this is a photograph of three students (two women and one man) looking at a tablet together. To the right of the main content, there are several utility boxes: 'Your progress' with a dropdown arrow, 'Activities' with a dropdown arrow, 'External tools', and 'Resources'. Below these are sections for 'Find answers to many of your Networking Academy questions:' with a link to 'NetAcad Virtual Assistant', and 'Upcoming events' which states 'There are no upcoming events' with a link to 'Go to calendar...'.

New Academy Orientation Modules



Module 1: Welcome to Cisco Networking Academy

Goal: Designed to welcome new instructors to Cisco Networking Academy

- Become familiar with the history and culture
- Understand the benefits
- Learn how the program operates
- Discover where to access resources

Target Audience: Focus on new instructors

Language: English

When: Release at Convergence



Module 2: Using the Platform to teach

Goal: Get users familiar with critical tasks required during complete lifecycle of class

- Explain use cases for main features
- Describe benefits of those features

Target Audience: New and existing instructors

Language: English

When: Release at Convergence

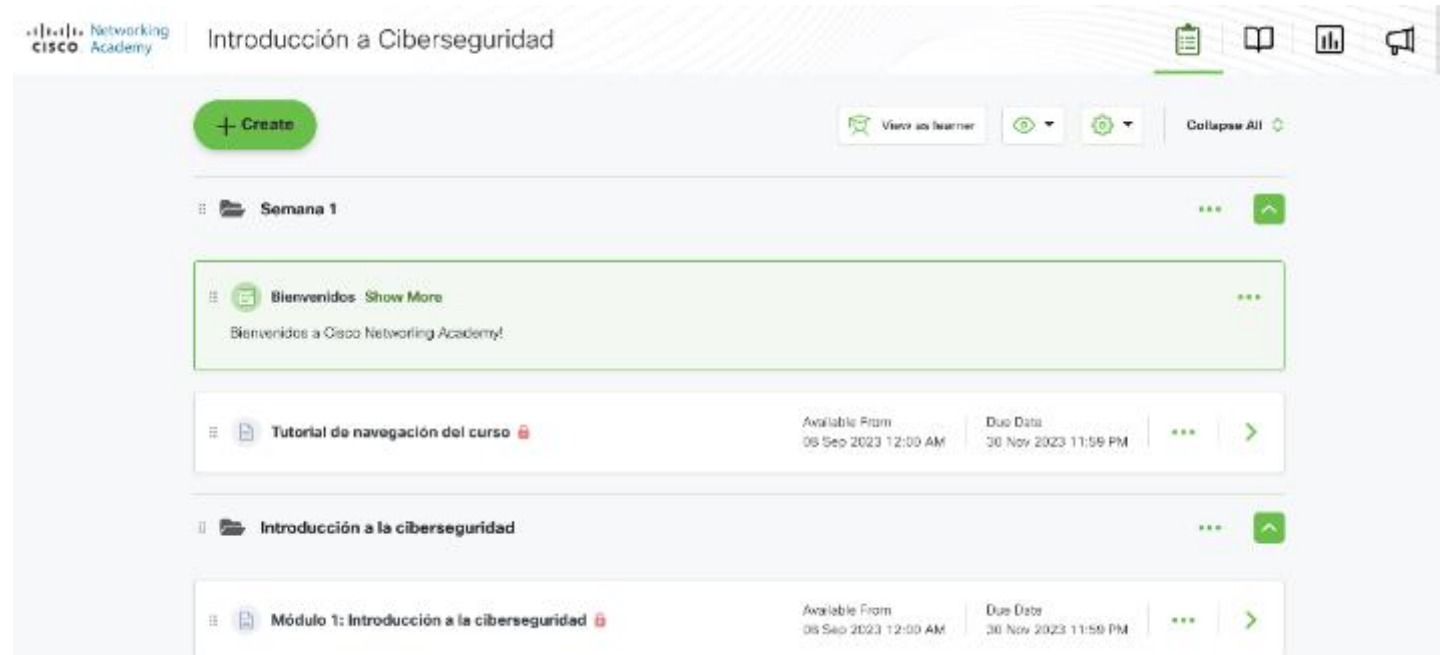
Module 1: Welcome to Cisco Networking Academy

- 1. Welcome to Cisco Networking Academy**
- 2. Embracing our NetAcad culture and community**
- 3. Understanding the benefits**
- 4. How the program works**
- 5. Resources and support**
- 6. Next steps and action plan**



Module 2: Using the platform to teach

1. Student basic navigation
2. Profile Management
3. Creating classes
4. Managing Enrollments
5. Class management
6. Class messaging
7. Class customizations
8. Student Experience



New Functionality May – July 2024



New & Upcoming Functionality on Skills for All

- Create custom assignments from course resources (May 31)
- Gradebook view – instructor can view student’s last final attempt and see missed questions (May 31)
- Assessment attempt duration displays in gradebook for instructor (June TBD)
- Final Exam interface displays one questions at a time (June/July TBD)
- Final Exam duration within availability window (June/July TBD)
 - Availability sets the activation window and duration is the length of time to complete the assessment.
 - 00:00 is the default duration which equals unlimited amount of time.
 - A student can start the exam a few minutes before activation window closes and still have the full duration to complete the assessment.

Final Exam Duration Setting

Assignment Type
Content Assignment

Name*
Cybersecurity Essentials Course Final Exam

Description
Add Description

Instructions
Cybersecurity Essentials Course Final Exam

Resources / References

Availability Defaults to last day of class
 Available Now Schedule Availability
Available From: Aug 31, 2024 5:59 AM
Until: Aug 31, 2024 11:59 PM
Time Limit (0:00:00): 00 : 00

Visibility
Folder: Cybersecurity Essentials
Assignment Visibility: Visible to learners
Visible to learners
Hidden from Learners

Select Items From
 Curriculum Curriculum Resources My Content
Search course outline

Annotations:
- Red box around Time Limit: 00 : 00 with arrow pointing to it and text: "New in June default 00:00 unlimited time"
- Red box around Visibility dropdown with text: "To remove final exam listed on assignment page change visibility setting to Hidden from Learners"

Convergence Updates



Journey to Convergence



skillsforall.com



legacy netacad.com



netacad.com

Convergence



August 2024

M	Tu	W	Th	F	Sa	Su
			1	2	3	4
5	6	7	8	9	10	11
12	13	14	15	16	17	18
19	20	21	22	23	24	25
26	27	28	29	30	31	

Both NetAcad.com and SkillsForAll.com will be down for 72 hours as we bring the new experience online. Dates and times differ depending on your location and time zone.

Downtimes

August 22-25, 2024










































































City	Start Date & Time	End Date & Time
San Francisco	Thursday, August 22 8:00 pm (UTC-7 hours)	Sunday, August 25 8:00 pm (UTC-7 hours)
New York	Thursday, August 22 11:00 pm (UTC-4 hours)	Sunday, August 25 11:00 pm (UTC-4 hours)
Sao Paulo	Friday, August 23 12 midnight (UTC-3 hours)	Monday, August 26 12 midnight (UTC-3 hours)
Universal Time Code (UTC)	Friday, August 23 3:00 am UTC	Monday, August 26 3:00 am UTC
Paris	Friday, August 23 5:00 am (UTC+2 hours)	Monday, August 26 5:00 am (UTC+2 hours)
Dubai	Friday, August 23 7:00 am (UTC+4 hours)	Monday, August 26 7:00 am (UTC+4 hours)
New Delhi	Friday, August 23 8:30 am (UTC+5.5 hours)	Monday, August 26 8:30 am (UTC+5.5 hours)
Singapore	Friday, August 23 11:00 am (UTC+8 hours)	Monday, August 26 11:00 am (UTC+8 hours)
Sydney	Friday, August 23 1:00 pm (UTC+10 hours)	Monday, August 26 1:00 pm (UTC+10 hours)



IMPORTANT:
For Americas,
downtime begins the
evening of Thursday,
August 22, 2024.

Cybersecurity

C Coming  Self-paced  Instructor-led

Learning Offerings	Outcomes		Requirements			Language Availability																
	Aligns to certification or certificate	Digital badge	ASC Alignment	Instructor Training	Physical Equipment	Arabic	Chinese-Traditional	Dutch	English	French	German	Hungarian	Indonesian	Italian	Japanese	Korean	Polish	Portuguese-Brazil	Romanian	Spanish	Turkish	Ukrainian
Introduction to Cybersecurity		✓				 		 	 	 	 							 	 	 	 	 
Cybersecurity Essentials (version 3.0)	✓	✓							 	 								 	 		 	
Endpoint Security		✓				 			 	 								 	 		 	
Network Defense	✓	✓				 			 	 								 	 		 	
Cyber Threat Management	<div style="background-color: red; color: white; padding: 10px; text-align: center;"> <h2 style="margin: 0;">Available to download 12-page PDF</h2> <p style="margin: 0;">(English file only available on Convergence Hub)</p> </div>																				 	
Junior Cybersecurity Analyst Career Path Exam																					 	
CyberOps Associate	✓	✓	✓	✓				 	 									 	 			
Ethical Hacker		✓						 														
Network Security		✓	✓	✓	✓				 									 				

Actions to take

Instructors

- Review course lists
- Save course customizations on NetAcad.com classes
- Create classes prior to convergence – **Must be completed before 8:00 pm PDT (UTC-7 hours) on Thursday, August 22, 2024**

Academy Managers

- Download academy recognition certificates
- Update academy information for locator
- Remove staff who are no longer associated with your academy

All Users

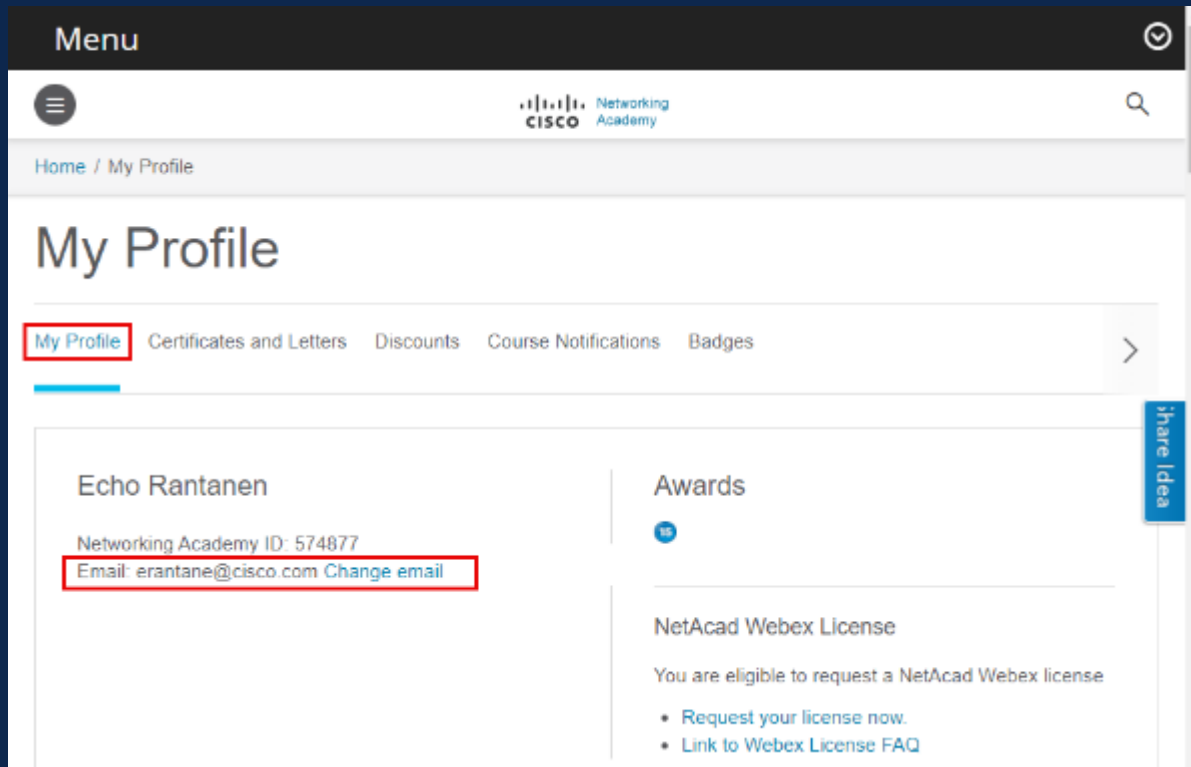
- Download personal recognition and course completion certificates

Account Unification Phase 2 updates

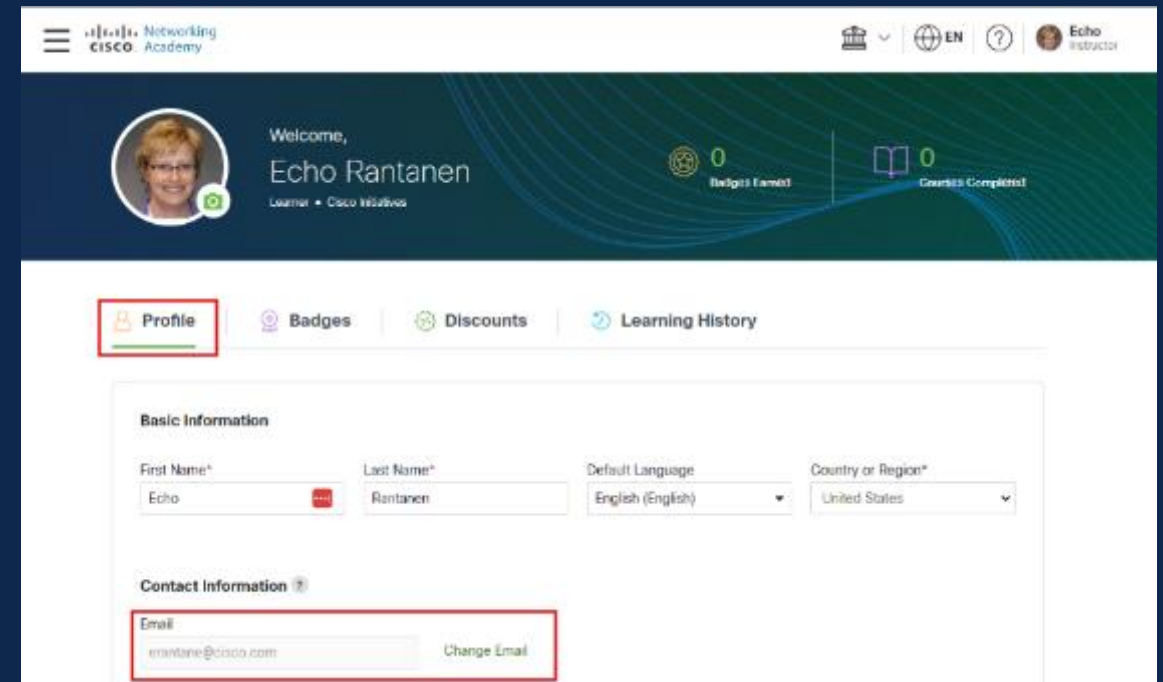
- All users can now change their email address if needed
- When they click the change email link, it will update for both platforms regardless of role
- After convergence email can only be changed on Converged NetAcad.com

NetAcad.com

SkillsForAll.com



The screenshot shows the 'My Profile' page on NetAcad.com. The user is Echo Rantanen, with a Networking Academy ID of 574877. The email address is erantane@cisco.com, and there is a 'Change email' link next to it. The page also shows an 'Awards' section with one badge and a 'NetAcad Webex License' section with a 'Request your license now' link and a 'Link to Webex License FAQ' link. The 'Menu' bar at the top includes 'Home / My Profile' and 'My Profile' is highlighted in the navigation bar.



The screenshot shows the 'Profile' page on SkillsForAll.com. The user is Echo Rantanen, a Learner at Cisco Networking Academy. The page displays 'Badges Earned' (0) and 'Courses Completed' (0). The 'Basic Information' section includes fields for First Name (Echo), Last Name (Rantanen), Default Language (English (English)), and Country or Region (United States). The 'Contact Information' section shows the email address erantane@cisco.com and a 'Change Email' link. The 'Profile' tab is highlighted in the navigation bar.

Learning Offerings & Decisions

Helping instructors make decisions on when/where to open classes starting in August or September 2024

Course offerings in English at Convergence

Courses that will be available to create in English in the converged experience

NETWORKING (12 courses)

- Introduction to IoT and Digital Transformation (SP only)
- Networking Essentials, version 3.0 (IL only, ASC)
- Networking Basics (IL and SP)
- Networking Devices and Initial Configuration (IL and SP)
- Network Addressing and Basic Troubleshooting (IL and SP)
- Network Support and Security (IL and SP)
- CCNA: Introduction to Networks (IL only, ASC, ITR)
- CCNA: Switching, Routing, and Wireless Essentials (IL only, ASC, ITR)
- CCNA: Enterprise Networking, Security & Automation (IL only, ASC, ITR)
- CCNP Enterprise: Core Networking (IL only, ASC, ITR)
- CCNP Enterprise: Advanced Routing (IL only, ASC, ITR)
- DevNet Associate (IL only, ASC, ITR)

CYBERSECURITY (8 courses)

- Introduction to Cybersecurity (newer version) (IL and SP)
- Cybersecurity Essentials, version 3.0 (IL only)
- Endpoint Security (IL and SP)
- Network Defense (IL and SP)
- Cyber Threat Management (IL and SP)
- Ethical Hacker (IL and SP)
- CyberOps Associate (IL only, ASC, ITR)
- Network Security (IL only, ASC, ITR)

AI & DATA SCIENCE (3 courses)

- Introduction to Data Science (SP only)
- Data Analytics Essentials (SP only)
- AI Fundamentals with IBM SkillsBuild (SP only)

DIGITAL LITERACY (2 courses)

- **Planned*** - Digital Awareness (IL and SP)
- **Planned*** - Using Computer and Mobile Devices (IL and SP)

*To be confirmed available at convergence

INFORMATION TECHNOLOGY (7 courses)

- Computer Hardware Basics (SP only)
- Operating Systems Basics (SP only)
- IT Essentials (IL only, ASC)
- Linux Unhatched (SP only)
- Linux Essentials (IL and SP)
- Linux 1 (IL and SP)
- Linux 2 (IL and SP)

PROFESSIONAL SKILLS (8 courses)

- English for IT 1 (IL and SP)
- English for IT 2 (IL and SP)
- Engaging Stakeholders for Success (IL and SP)
- Creating Compelling Reports (IL and SP)
- Discovering Entrepreneurship (IL and SP)
- Launching a Business Venture (IL and SP)
- Managing a Business Venture (IL and SP)

PROGRAMMING (10 courses)

- Python Essentials 1 (IL and SP)
- Python Essentials 2 (IL and SP)
- JavaScript Essentials 1 (IL and SP)
- JavaScript Essentials 2 (IL and SP)
- C Essentials 1 (IL only)
- C Essentials 2 (IL only)
- C Advanced (IL only)
- C++ Essentials 1 (IL only)
- C++ Essentials 2 (IL only)
- C++ Advanced (IL only)

PRACTICE (3 courses)

- Getting Started with Cisco Packet Tracer (SP only)
- Exploring Networking with Cisco Packet Tracer (SP only)
- Exploring IoT with Cisco Packet Tracer (SP only)

Legend:

IL = Instructor-led

SP = Self-paced

ASC = ASC alignment required

ITR = Instructor training required

This is a list of courses that will be available to create new classes after convergence on the new NetAcad.com.

This list is all the English language offerings. Many of these classes are or will be available in other languages.

50+
courses

Course offerings only on NetAcad.com today

Courses that are available ONLY on NetAcad.com today but WILL BE available to create in English in the converged experience. Depending on your course start dates and end dates, instructors will need to decide whether to open BEFORE 8:00 pm PDT UTC -7 hours on Thursday, August 22 to complete in the legacy experience or open beginning August 26 in the new converged NetAcad.com.

NETWORKING (6 courses)

- CCNA: Introduction to Networks (IL only, ASC, ITR)
- CCNA: Switching, Routing, and Wireless Essentials (IL only, ASC, ITR)
- CCNA: Enterprise Networking, Security & Automation (IL only, ASC, ITR)
- CCNP Enterprise: Core Networking (IL only, ASC, ITR)
- CCNP Enterprise: Advanced Routing (IL only, ASC, ITR)
- DevNet Associate (IL only, ASC, ITR)

CYBERSECURITY (2 courses)

- CyberOps Associate (IL only, ASC, ITR)
- Network Security (IL only, ASC, ITR)

INFORMATION TECHNOLOGY (5 courses)

- IT Essentials (IL only, ASC)
- Linux Unhatched (SP only)
- Linux Essentials (IL and SP)
- Linux 1 (IL and SP)
- Linux 2 (IL and SP)

PROGRAMMING (6 courses)

- C Essentials 1 (IL only)
 - C Essentials 2 (IL only)
 - C Advanced (IL only)
 - C++ Essentials 1 (IL only)
 - C++ Essentials 2 (IL only)
 - C++ Advanced (IL only)
- CLA: Programming Essentials in C will become
- CPA: Programming Essentials in C++ will become

Legend:
IL = Instructor-led
SP = Self-paced
ASC = ASC alignment required
ITR = Instructor training required

This is a list of courses that can only be opened today on NetAcad.com but will be available to create new classes after convergence on the new NetAcad.com.

This list is all the English language offerings. Many of these classes are or will be available in other languages.

15+
courses

Decisions for instructors to make

If you teach classes on NetAcad.com beginning late August or early September

Open your class prior to convergence and complete it in the legacy experience

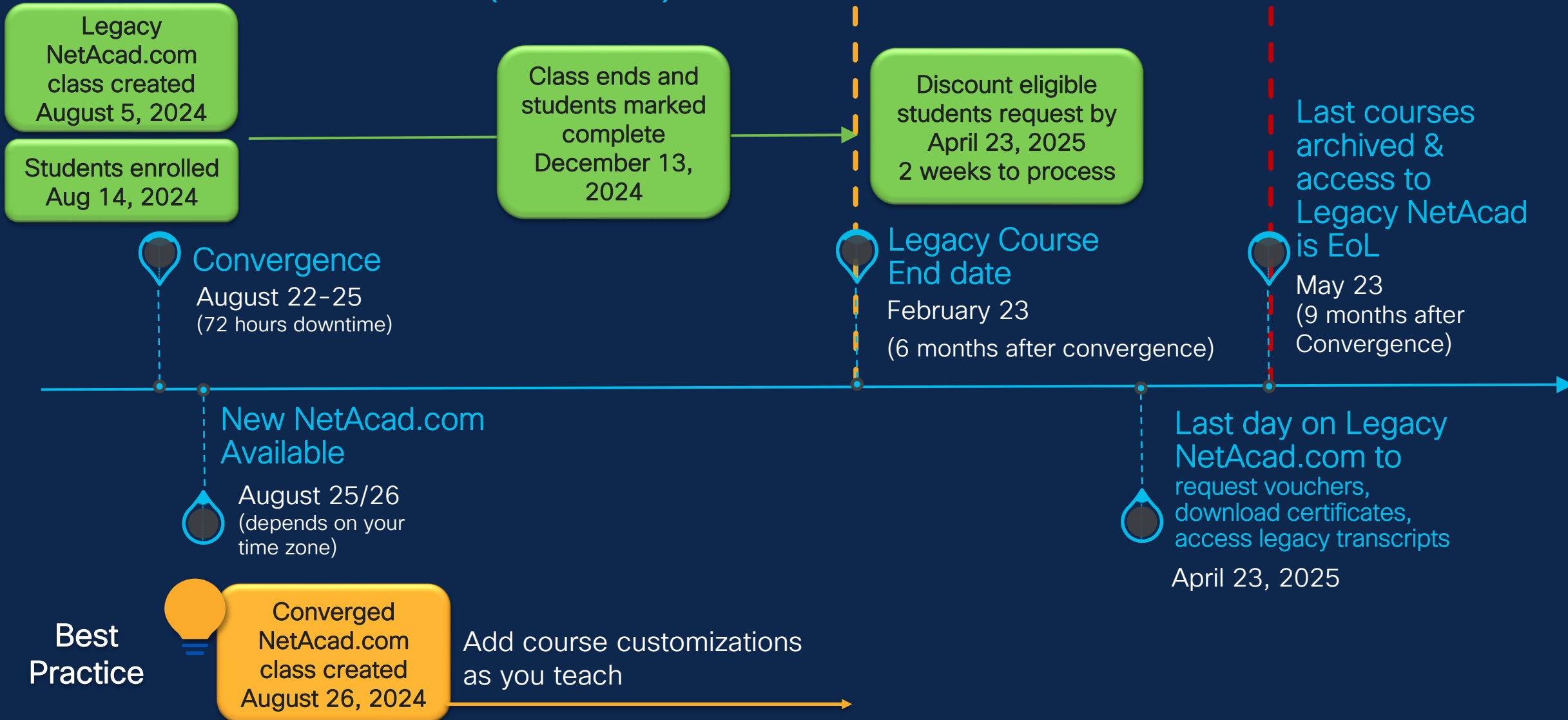
- Open the class before 8:00 pm PDT UTC -7 hours on **Thursday, August 22, 2024**
- Classes **MUST BE** completed and students marked as complete no later than February 23, 2025
- As your students complete classes in the legacy experience, those classes will only show up in their legacy profile during this transitional time

Open your class in the converged platform with the new educator experience

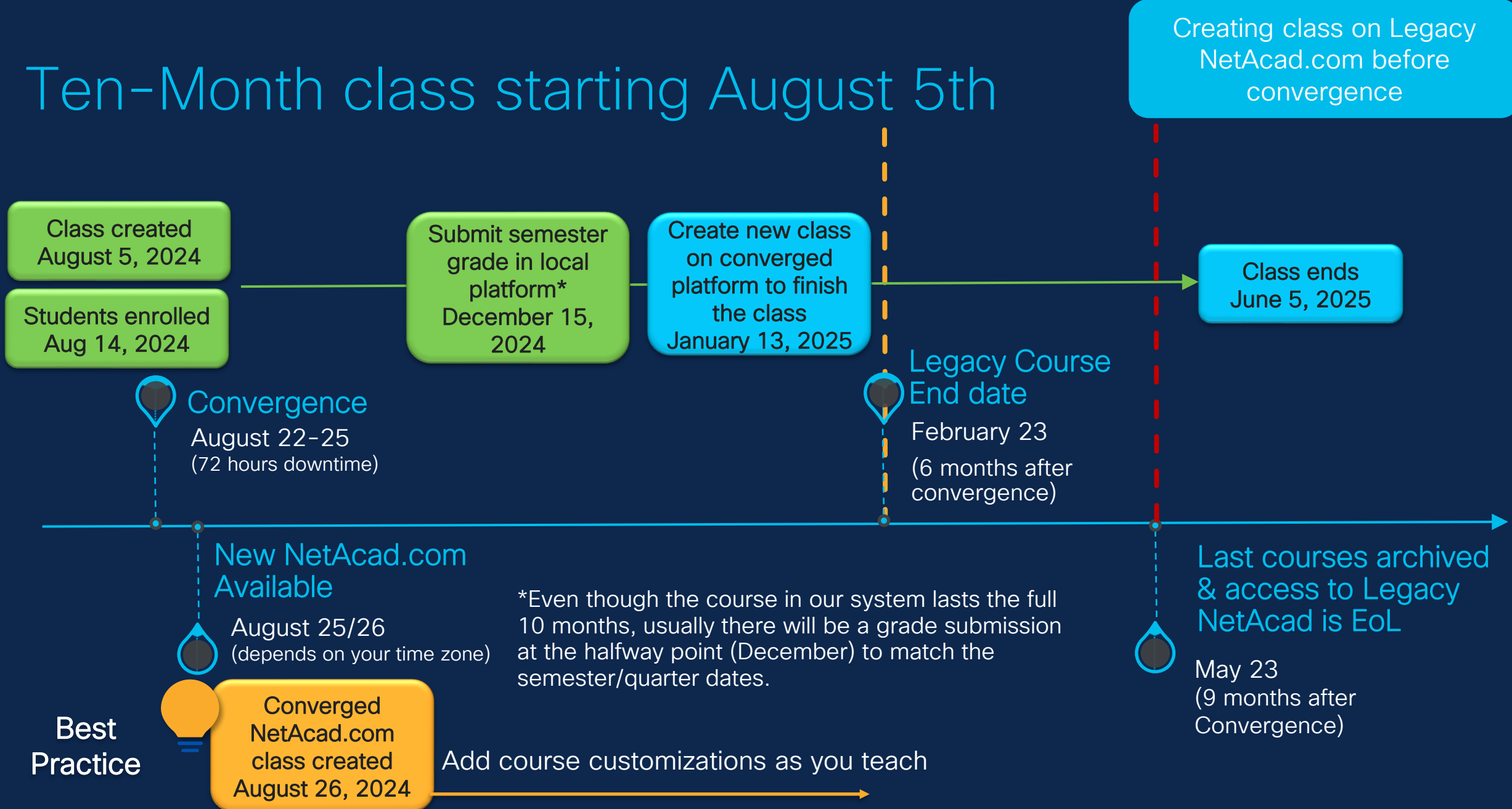
- Get familiar with the new experience today by opening an instructor-led class (even if it is not the class you teach)
- Preserve any class customizations
- Plan to give yourself a little time after you open a new class in the converged experience to manually update with your customizations

CCNA: Enterprise Networking, Security, and Automation (ENSA) Scenario

Creating class on Legacy NetAcad.com before convergence

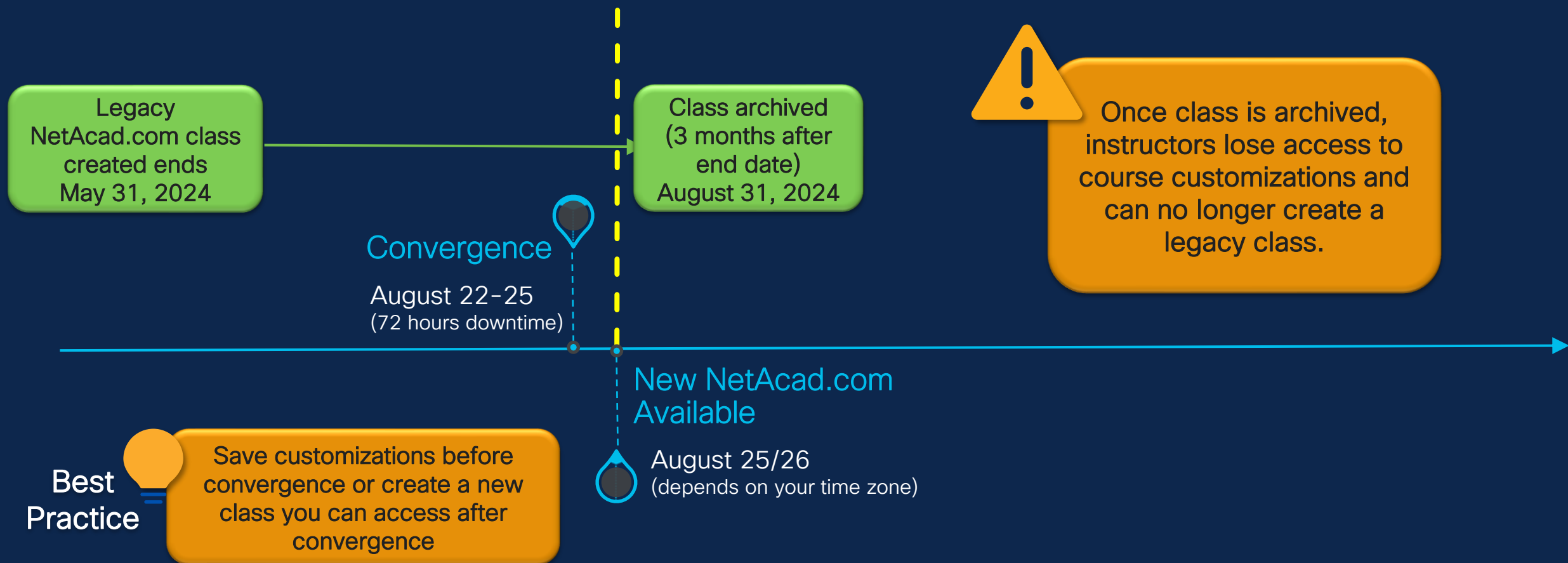


Ten-Month class starting August 5th



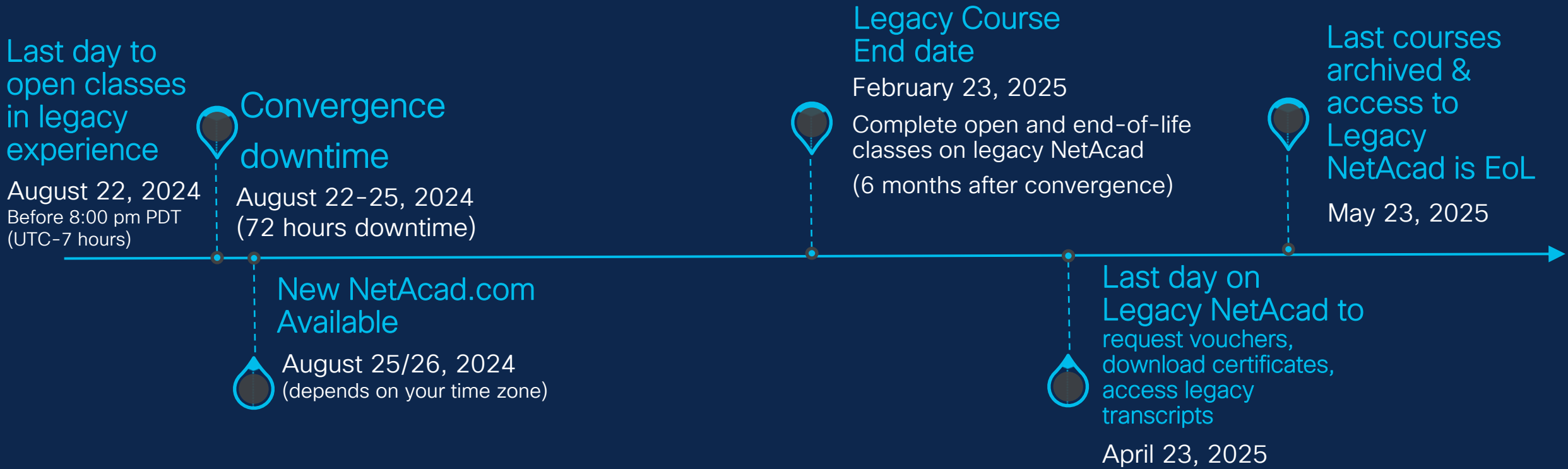
Access to Class Customizations with Archiving

- Classes automatically archived 3 months after end of class



Timeline for Legacy NetAcad.com classes

Instructors will have 6 months to complete open classes on NetAcad.com legacy experience as well as classes that are on the End-of-Life (EOL) list so as not to disrupt education terms around the globe. This timeline applies to classes opened on NetAcad.com BEFORE Convergence. After convergence, no new classes can be opened to teach on the legacy experience.



Sneak Peek – CCNA Content in new User Interface

Course Outline

Resources

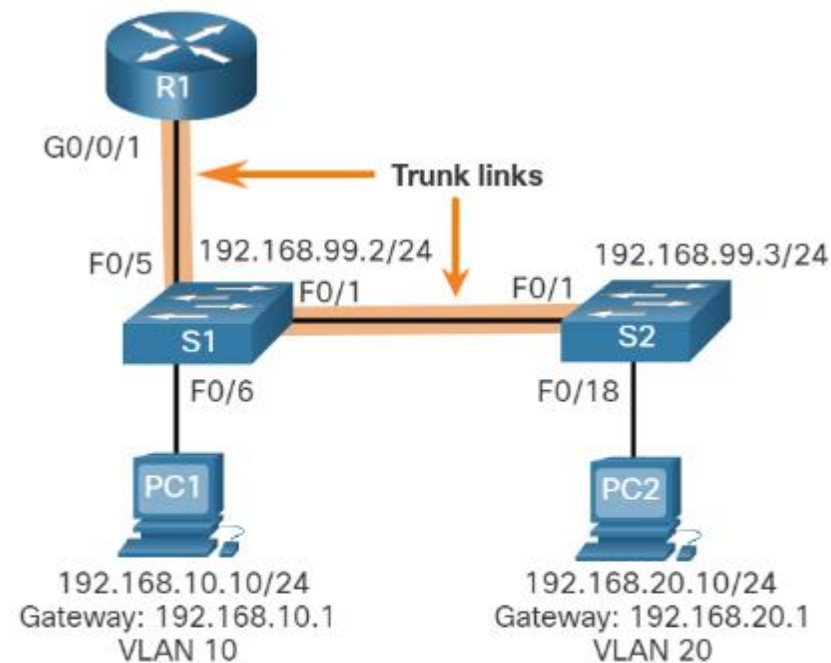
4.2.1 Router-on-a-Stick Scenario

EN

4.2.1 Router-on-a-Stick Scenario

In the previous topic, three different ways to create inter-VLAN routing were listed, and legacy inter-VLAN routing was detailed. This topic details how to configure router-on-a-stick inter-VLAN routing. You can see in the figure that the router is not in the center of the topology but instead, appears to be on a stick near the border, hence the name.

In the figure, the R1 GigabitEthernet 0/0/1 interface is connected to the S1 FastEthernet 0/5 port. The S1 FastEthernet 0/1 port is connected to the S2 FastEthernet 0/1 port. These are trunk links that are required to forward traffic within and between VLANs.



Module 1: Basic Device Configuration



70%

Module 2: Switching Concepts



Module 3: VLANs



Module 4: Inter-VLAN Routing



86%

4.0. Introduction

2 / 2

4.1. Inter-VLAN Routing Operation

4 / 5

4.2. Router-on-a-Stick Inter-VLAN Routing

6 / 6

4.2.1 Router-on-a-Stick Scenario

4.2.2 S1 VLAN and Trunking Configuration

4.2.3 S2 VLAN and Trunking Configuration

4.2.4 R1 Subinterface Configuration

4.2.5 Verify Connectivity Between PC1 and PC2

4.2.6 Router-on-a-Stick Inter-VLAN Routing Verification

4.2.7 Packet Tracer - Configure Router-on-a-Stick Inter-VLAN Routing

4.2.8 Lab - Configure Router-on-a-Stick Inter-VLAN Routing

CCNA Introduction to Networks

Converged Curriculum Demo



Focus Groups June – August (Subject to Change)

We will have multiple groups of instructors and partners doing reviews in the next few months. Reviews will include:

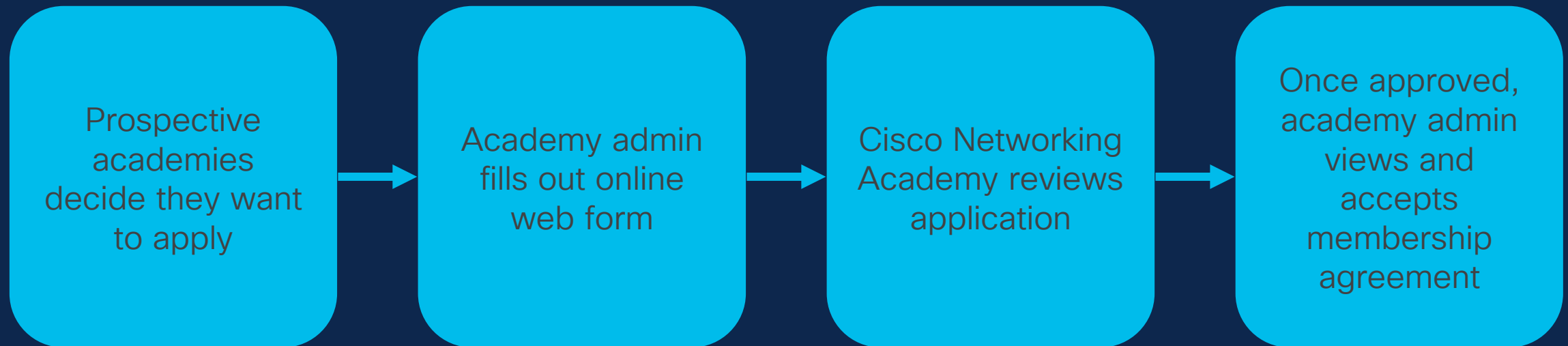
- Instructor-led courses that require instructor training
- Academy Management
- Basic Navigation pre- & post-login
- Special templates in development

Academy Onboarding

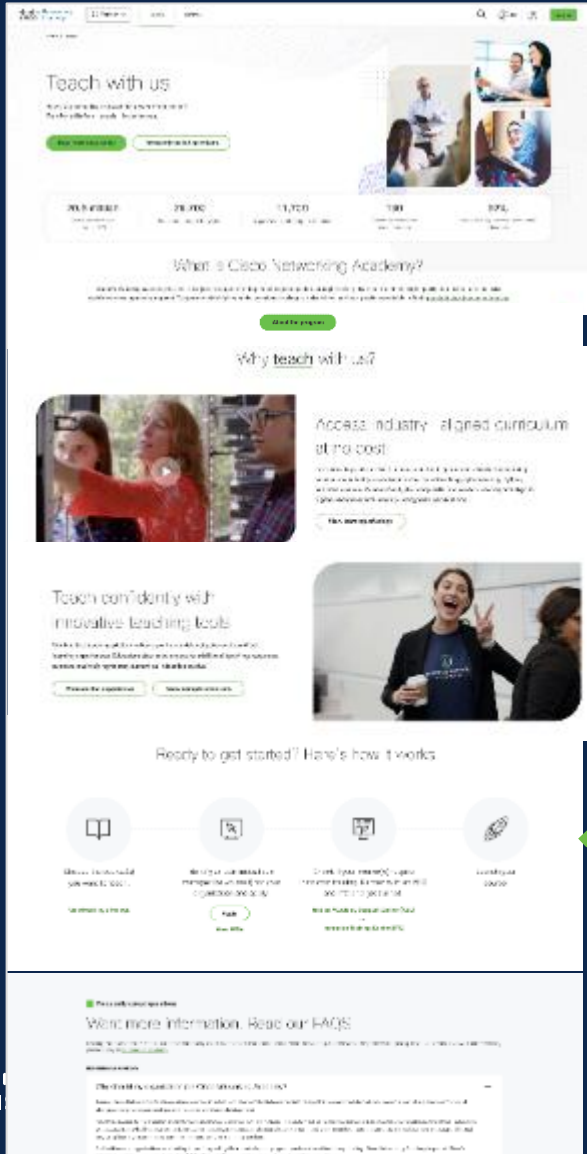


Early Preview: Academy Onboarding

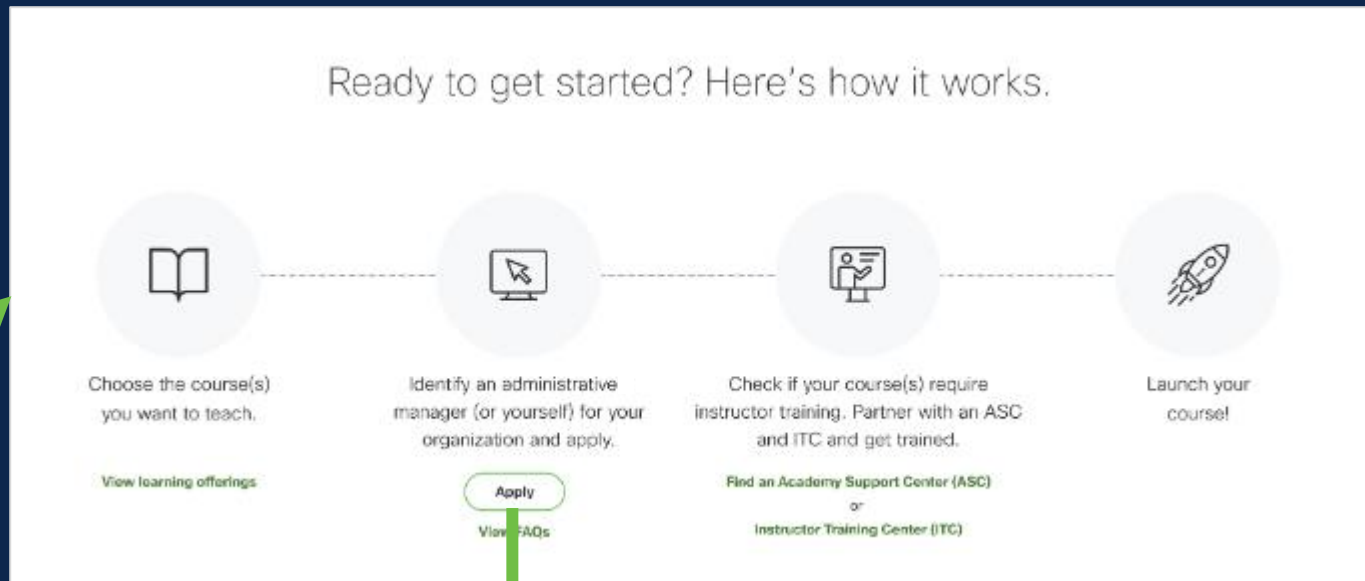
The steps for onboarding new academies will remain the same, with a fresh web look.



Early Preview: Academy Onboarding



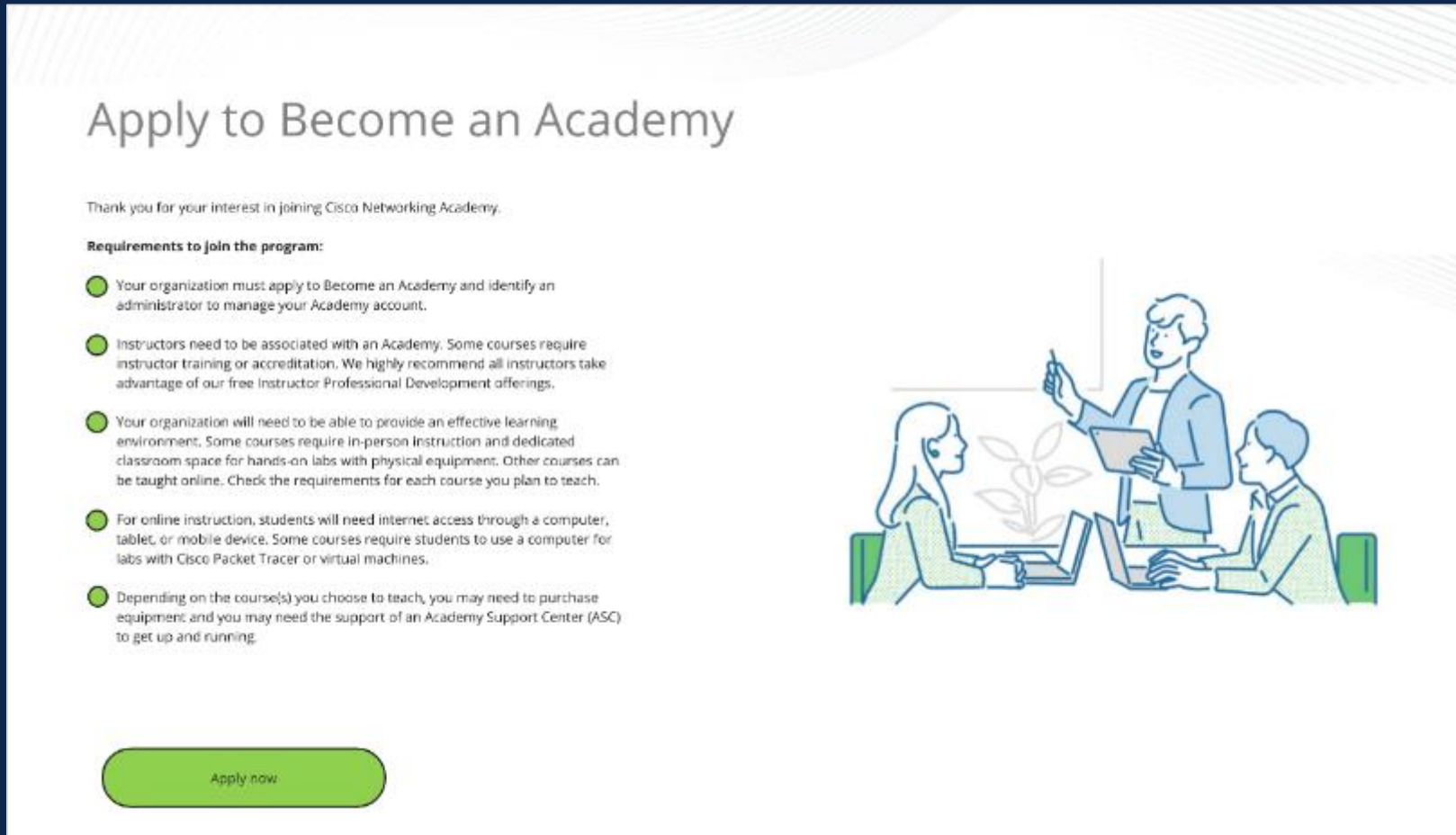
At convergence, there will be a section on the public Teach with us page for new academies to learn about the program and apply:



Link to Become an Academy online form

Early Preview: Academy Onboarding

The link opens up the new Become an Academy online web form intro page.
This intro page takes users to the online application questions.



The screenshot shows a web form titled "Apply to Become an Academy". The page has a light green and white color scheme. At the top, it says "Apply to Become an Academy" in a large, dark font. Below this, there is a thank you message: "Thank you for your interest in joining Cisco Networking Academy." This is followed by a section titled "Requirements to join the program:" which contains five bullet points, each with a green circular icon. To the right of the text is an illustration of a man standing and pointing at a screen, with two women sitting at a desk with laptops, looking at the screen. At the bottom of the page is a large, rounded green button with the text "Apply now".

Apply to Become an Academy

Thank you for your interest in joining Cisco Networking Academy.

Requirements to join the program:

- Your organization must apply to Become an Academy and identify an administrator to manage your Academy account.
- Instructors need to be associated with an Academy. Some courses require instructor training or accreditation. We highly recommend all instructors take advantage of our free Instructor Professional Development offerings.
- Your organization will need to be able to provide an effective learning environment. Some courses require in-person instruction and dedicated classroom space for hands-on labs with physical equipment. Other courses can be taught online. Check the requirements for each course you plan to teach.
- For online instruction, students will need internet access through a computer, tablet, or mobile device. Some courses require students to use a computer for labs with Cisco Packet Tracer or virtual machines.
- Depending on the course(s) you choose to teach, you may need to purchase equipment, and you may need the support of an Academy Support Center (ASC) to get up and running.

[Apply now](#)

User Roles in converged NetAcad.com

Simplifying user roles at convergence

Today: 7 roles

At Convergence: 4 roles

MANAGING

- Contact → • Contact
- Advisor → • Staff
- ASC Academy Specialist → • Staff
- Staff → • Staff

TEACHING

- Instructor → • Instructor
- Facilitator → • Instructor

LEARNING

- Student → • Student

Contact -> Contact

Who is impacted?

- If you have the Contact role at an institution today, you will have it at convergence.

What changes?

- At convergence Contacts will be able to do everything they can do today **PLUS:**
 - Add a second Contact at the same institution

Overview of Contact Privileges

- View/accept/end agreement
- Request legal name change
- Manage support relationships
- View ASC Dashboard (only at ASCs)
- Change institution details
- View institution recognitions
- Create/delete classes
- Enroll/unenroll students & instructors
- **Add/remove a second Contact role**
- Add/remove Staff and Instructor roles
- Access support: chatbot, live agent chat, create cases

Advisor -> Staff

Who is impacted?

- If you have the Advisor role at an institution today, you will have the Staff role at convergence.

What changes?

- At convergence Advisors will be able to do everything they can do today **EXCEPT**:
 - Manage support relationships
- If your Contact is not involved in the day-to-day management, then add someone who is as the second Contact

Overview of Staff Privileges

- View agreement
- **View support relationships**
- View ASC Dashboard (only at ASCs)
- Change institution details
- View institution recognitions
- Create/delete classes
- Enroll/unenroll students & instructors
- Add/remove Staff and Instructor roles
- Access support: chatbot, live agent chat, create cases

ASC Academy Specialist -> Staff

Who is impacted?

- If you have the ASC Academy Specialist role at an institution today, you will have the Staff role at convergence.

What changes?

- Just the name. At convergence Staff will be able to do everything an ASC Academy Specialist can do today.

Overview of Staff Privileges

- View agreement
- View support relationships
- View ASC Dashboard (only at ASCs)
- Change institution details
- View institution recognitions
- Create/delete classes
- Enroll/unenroll students & instructors
- Add/remove Staff and Instructor roles
- Access support: chatbot, live agent chat, create cases

Staff -> Staff

Who is impacted?

- If you have the Staff role at an institution today, you will have it at convergence.

What changes?

- You will be able to do everything you can do today **PLUS**:
 - View the ASC Dashboard (so long as you have the Staff role at an ASC)

Overview of Staff Privileges

- View agreement
- View support relationships
- **View ASC Dashboard (only at ASCs)**
- Change institution details
- View institution recognitions
- Create/delete classes
- Enroll/unenroll students & instructors
- Add/remove Staff and Instructor roles
- Access support: chatbot, live agent chat, create cases

Comparison of Instructor and Facilitator roles today

Instructor

Facilitator

DIFFERENT

- Must get Accreditation from an ITC to be an instructor in classes requiring it
- Create/delete classes
- Enroll/unenroll students & instructors

- Does not need Accreditation from an ITC to be a Facilitator in classes requiring it
- Must be enrolled into a class by another

SAME

- Launch classes
- Add custom content and resources
- Create, customize, and grade assignments
- Customize the gradebook
- Mark students complete
- Access support: chatbot, live agent chat, create support cases

- Launch classes
- Add custom content and resources
- Create, customize, and grade assignments
- Customize the gradebook
- Mark students complete
- Access support: chatbot, live agent chat, create support cases

Instructor -> Instructor

Who is impacted?

- If you have the Instructor role at an institution today, you will have it at convergence.

What changes?

- You will be able to do everything you can do today **PLUS**:
 - be enrolled as a non-accredited instructor into a class requiring accreditation (so long as at least one accredited instructor is already enrolled)

Overview of Instructor Privileges

- Obtain Accreditation from an ITC
- Be enrolled as a non-accredited instructor in classes requiring Accreditation (so long as there is at least one accredited instructor)
- Create/delete classes
- Enroll/unenroll students & instructors
- Launch classes
- Add custom content and resources
- Create, customize, and grade assignments
- Customize the gradebook
- Mark students complete (must have Accreditation to do so in classes requiring Accreditation)
- Access support: chatbot, live agent chat, create support cases

Facilitator -> Instructor

Who is impacted?

- If you have the Facilitator role today, you will NOT get the Instructor role on the **converged NetAcad** experience.
 - A Contact or Staff user at your institution will have to grant you the Instructor role.
- Facilitators will remain Facilitators for in-progress classes on the **legacy NetAcad** experience.

What changes?

- At convergence Non-accredited Instructors can do everything Facilitators can do today **EXCEPT**:
 - Mark students complete in classes requiring Accreditation

Overview of Instructor Privileges

- Obtain Accreditation from an ITC
- Be enrolled as a non-accredited instructor in classes requiring Accreditation (so long as there is at least one accredited instructor)
- Create/delete classes
- Enroll/unenroll students & instructors
- Launch classes
- Add custom content and resources
- Create, customize, and grade assignments
- Customize the gradebook
- Mark students complete (**must have Accreditation to do so in classes requiring Accreditation**)
- Access support: chatbot, live agent chat, create support cases

Student -> Student

Who is impacted?

- If you have the Student role today, then you will have it at convergence.

What changes?

- Nothing, not even the name.

Overview of Student Privileges

- Enroll, launch, and complete classes
- View, request, claim, and/or print Certificates of Completion, Badges, and Certification Exam Discounts
- View learning history

Simplifying user roles at convergence

Today: 7 roles

At Convergence: 4 roles

MANAGING

- Contact → • Contact
- Advisor → • Staff
- ASC Academy Specialist → • Staff
- Staff → • Staff

TEACHING

- Instructor → • Instructor
- Facilitator → • Instructor

LEARNING

- Student → • Student

ITC Instructor Training after Convergence

For CCNA, CyberOps Associate,
DevNet Associate and CCNP

Two Requirements:

- Accredited to teach course to students
- Have the Instructor Role at Instructor Training Center (ITC)

Recommendations:

- Certified in the courses they teach

NOTE: the current manual accreditation process ends at convergence

Instructor Resources



Upcoming Instructor Convergence Sessions

Watch for Communication for July/August Sessions.

Topics include:

- Preserving customizations from Legacy NetAcad.com
- Setting up courses on Converged NetAcad.com
- Demoes showing CCNA & IT Essentials course templates and compare tasks on Moodle to Converged Platform

After Convergence:

- Office Hours August – September

Demo Scripts & Helpful Links



Goal: The objective of this script is to provide an easy follow-through for anyone to make a demo of the basic functionalities of the current SkillsforAll.com platform, focusing on course customizations.



February IPD Week presented the first Demo sessions

Live sessions in English and Spanish, recordings posted in IPD Week course or click:

 - English

<https://netacad.webex.com/netacad/ldr.php?RCID=8c66498a1601ce96db5fb287286721bf>

 - Spanish

<https://netacad.webex.com/netacad/ldr.php?RCID=43d9013f1e5d343636c36e4a69db2e4e>

May IPD Week presented the second Demo sessions

Live sessions in English and Spanish, recordings posted in IPD Week course or click:

 - English

<https://netacad.webex.com/netacad/ldr.php?RCID=892c924a22434b42556e918a8113d528>

 - Spanish

<https://netacad.webex.com/netacad/ldr.php?RCID=6d6158e2309e278e5ecacd87cccacdda>

- February IPD Week Demo 1 script available – posted with March Partner Webinar Resources
- May IPD Week Demo 2 script coming end of June – will post with May Partner Webinar Resources

Prepping our community for Convergence



May IPD Week 2024

Direct Course link – <https://cs.co/ipdcourse24>

Enrollment link – <https://cs.co/ipd24>

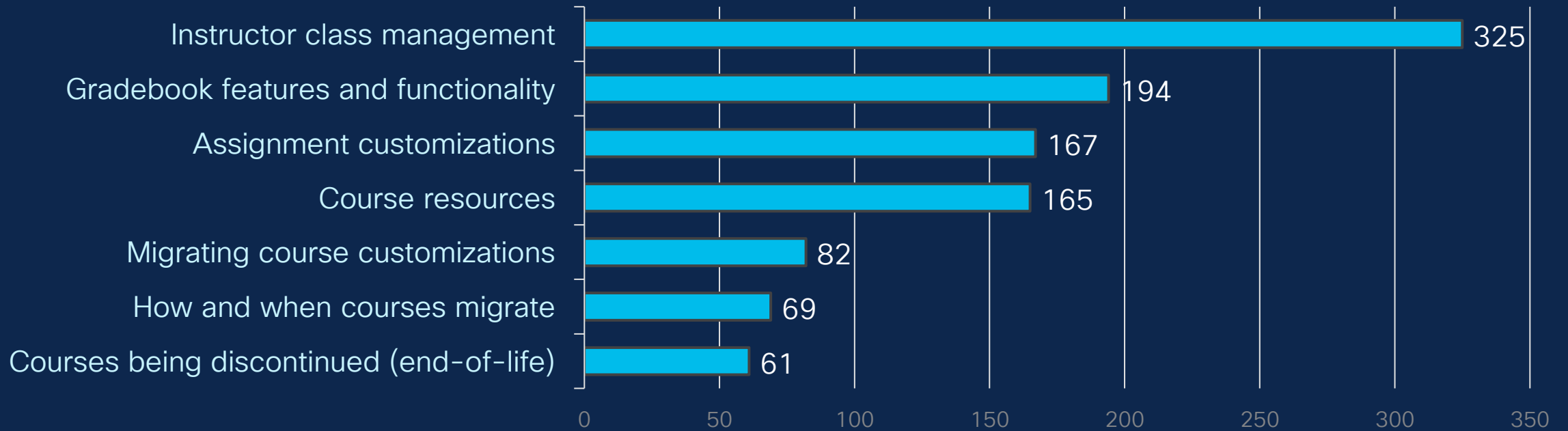
- **Program Updates:**
 - Convergence dates and resources
 - CCNA Minor Update
 - CCST IT Support
 - Sustainability & AI Offerings
 - Certiport Testing Center vs Pearson Mobile Proctor
 - AI Courses & Resources
 - Download certificates
 - CCNP
- **Journey to Convergence**
 - Targeting 10+ languages
- **Be Prepared! Hands-on Educator Experience Walk-through Part 2**
 - English & Spanish (sharing script by end of June)

May IPD Week Journey to Convergence Recordings

- English – <https://netacad.webex.com/netacad/ldr.php?RCID=faa9a56fc08c4051aa58787fcb5ccaa1>
- Spanish – <https://netacad.webex.com/netacad/ldr.php?RCID=f519864eef67f3d2c4577220ab67011c>
- French – <https://netacad.webex.com/netacad/ldr.php?RCID=6ebea43012fe09b97b4d99bdb05d82b8>
- Arabic – <https://netacad.webex.com/netacad/ldr.php?RCID=2c7763a92ce32fde806d1b72f7ff6c67>
- Portuguese – <https://netacad.webex.com/netacad/ldr.php?RCID=9ad548f1b281de37bf7e672405c2bd86>
- Bahasa – <https://netacad.webex.com/netacad/ldr.php?RCID=25fc34f5088a176daa0c1a5bebddcefa>
- Chinese – <https://netacad.webex.com/netacad/ldr.php?RCID=2e8551cbf3c57dcfa765e55ada78aa35>
- Dutch – <https://netacad.webex.com/netacad/ldr.php?RCID=0ae7131a349862471031041996f13c64>
- Greek – <https://netacad.webex.com/netacad/ldr.php?RCID=18399ecfe6ddffe4f224ac7866442360>
- Italian – <https://netacad.webex.com/netacad/ldr.php?RCID=2beccb99bbaee6398291cbfbd16fcf01>
- German – <https://netacad.webex.com/netacad/ldr.php?RCID=ff55d2c9dfbebb64c8f6d107d55ca011>
- Hungarian – <https://netacad.webex.com/netacad/ldr.php?RCID=7589e337535cc5ad264c2a6ceb95f5de>
- Polish – <https://netacad.webex.com/netacad/ldr.php?RCID=e8d1f186eb913dc99af29c7df6af3b9a>
- Ukrainian – <https://netacad.webex.com/netacad/ldr.php?RCID=3d2211e8ff680ca69691870a54ed6e40>

Topics to help you feel better prepared

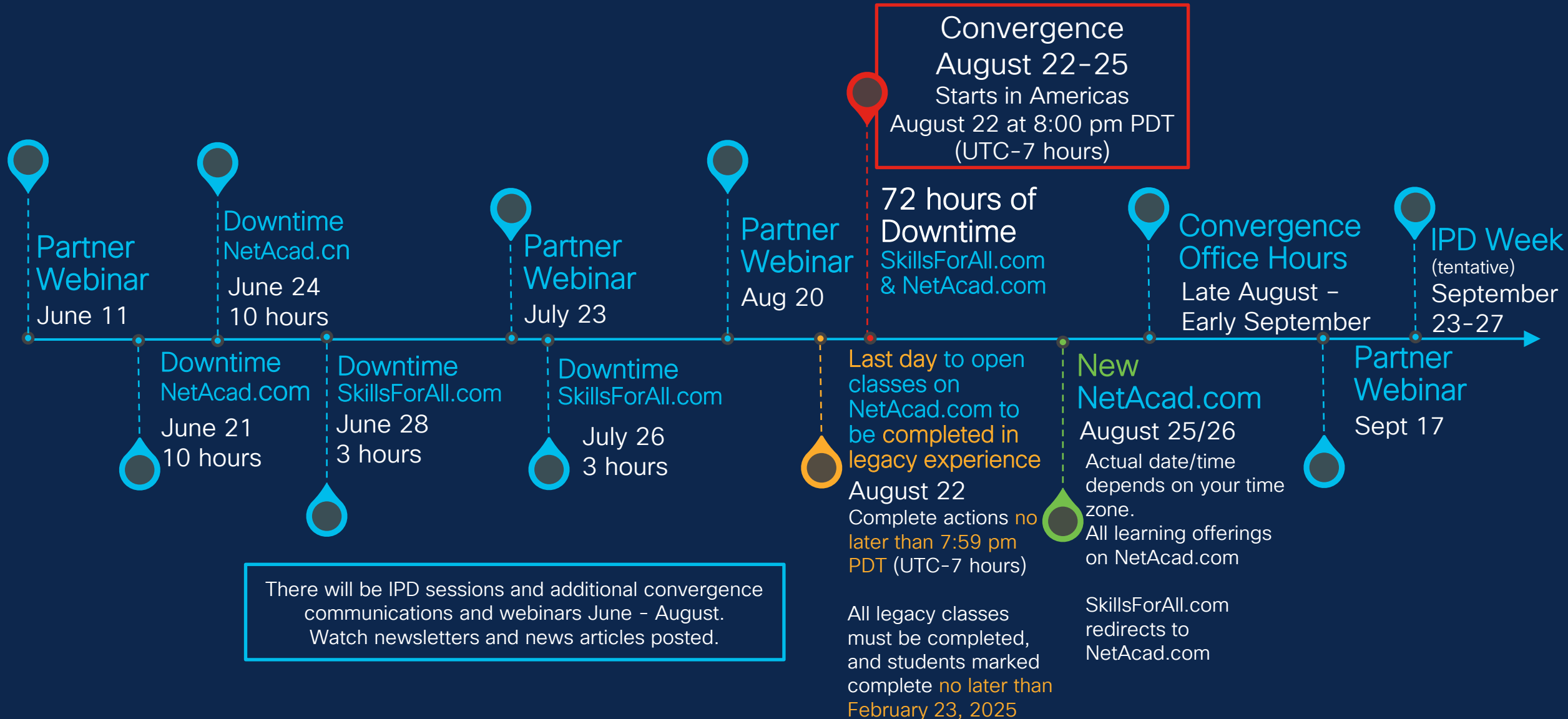
What topics would you like to hear more about to feel better prepared for the convergence of NetAcad.com and SkillsForAll.com?



May 2024 IPD Week Journey to Convergence sessions

Upcoming Timeline – subject to change

Last update June 10, 2024



There will be IPD sessions and additional convergence communications and webinars June – August. Watch newsletters and news articles posted.



Please complete the Slido poll

Join at
slido.com
#5779 818

 Passcode: **partner**



Q & A



A few reminders before you leave . . .

- Please complete the survey
- Recording and slides will be posted on the Partner Resources page on NetAcad.com on Thursday, June 13
- Register for the July 23, August 20 and September 17 webinars



The bridge to possible